


**UNIFORM STATUTORY DECLARATION FORM FOR THE REGISTRATION OF FITTING DESIGNS**

NEW BRUNSWICK  
NUNAVUT

NOVA SCOTIA  
YUKON


PRINCE EDWARD ISLAND  
NORTHWEST TERRITORIES

NEWFOUNDLAND AND LABRADOR

MANUFACTURERS NAME: Parker Hannifin PLC - Instrumentation Products Division Europe IPDE	
MANUFACTURERS ADDRESS: Riverside Road, Pottington Business Park, Barnstaple, England EX31 1NP	
PLANT LOCATIONS: As above	
<p align="center"><b>CATEGORY OF FITTINGS TO BE REGISTERED. CIRCLE ONE CATEGORY ONLY</b></p> <p>A Pipe fittings, including couplings, tees, elbows, Ys, plugs, unions, pipe caps, or reducers                  B Flanges: all flanges  <b>C Valves: all line valves</b>                  D Expansion joints, flexible connections, and hose assemblies: all types                  E Strainers, filters, separators, and steam traps                  F Measuring devices, including pressure gauges, level gauges, sight glasses, levels, or pressure transmitters                  G Certified capacity-rated pressure relief devices acceptable as primary over pressure protection on boilers, pressure vessels, piping and fusible plugs                  H Pressure retaining components that do not fall into one of the above categories                  N Nuclear components: Class 1 <input type="checkbox"/> Class 2 <input type="checkbox"/> Class 3 <input type="checkbox"/>, (Meeting CNSC or ASME requirements)</p>	<p align="center"><b>TITLE OF THE STANDARD OF CONSTRUCTION</b></p> MSS SP99 ANSI/ASME Valve, pipeline and pressure vessel codes - where applicable.
<p><b>SHOW MANUFACTURERS NAME, TRADEMARK, OR LOGO AS IT WILL APPEAR ON THE PRODUCT</b></p> 	<p align="center"><b>TYPE OF CONSTRUCTION</b></p> FORGED <input type="checkbox"/> WELDED <input type="checkbox"/> WROUGHT <input checked="" type="checkbox"/> CAST <input type="checkbox"/> OTHER <input type="checkbox"/> DESCRIBE OTHER
<p><b>LIST OF SUPPORTING DOCUMENTATION AND IDENTIFICATION OF THE ACTUAL ITEMS TO BE REGISTERED:</b></p> 'H' series Needle Pattern Hand and Gauge Instrumentation Valves, Supported by; Catalog 4190 - HV 'H' series Needle Valve design verification including calculations Quality Management systems approval to IS9001 : 2000	


**DECLARATION:**

I DANIEL LAMBERT (see note 3) employed by PARKER HANNIFIN and being the person having full authority and responsibility for the quality of the end product do solemnly declare that the information contained in this form is true and to the best of my knowledge represents the product for which registration is sought. The dimensions, materials of construction, pressure temperature ratings, and identification markings are in accordance with the herein named standards. I further declare that the manufacture of these fittings is regulated by a Quality Control Program which extends to each plant where fabrication occurs in whole or in part and has been verified by DNY MANAGEMENT as being suitable for that purpose and I make this solemn declaration conscientiously believing it to be true, and knowing that it is of the same force and effect as if made under oath.

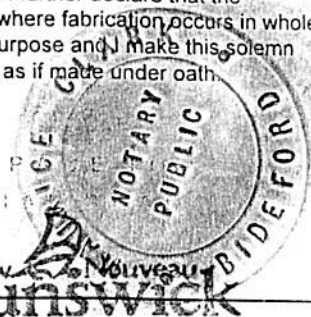
Signature of Declarer: 


Declared before me at Sidney Road NB

This 6th day of March AD 2015

Commissioner of Oaths or Notary Public: (sign) 

USE THIS SPACE FOR OFFICIAL USE



<p align="center">This registration must be revalidated after ten (10) years from the date of approval</p> This space for Regulatory Authority use CRN: <u>0C9963.5 REV1</u> FID#: <u>2655</u>	<p align="center"><b>NEW BRUNSWICK</b>                  DEPT. OF PUBLIC SAFETY                  BOILER &amp; PRESSURE VESSEL ACT</p> <p align="center"><b>REGISTRATION ONLY</b></p> CRN <u>0C9963.57 Rev1</u> EXAMINER:  for CHIEF BOILER INSPECTOR DATE: <u>4/24/2015</u> Sect. 1.0 - Fittings Rev. 1.06/2003
--	--

**Notes:**

1. All fittings shall be registered in the name of the Manufacturer.
2. Each category shall be supported with two Statutory Declaration forms and one copy of supporting documentation.
3. The declaration shall be made by the person having full authority and responsibility for the quality of the end product.
4. Quality control programs shall be resubmitted for validation at a maximum interval of five (5) years.

BLRs  FVs  
 FITTINGS  COMPONENTS